

## Integrity Business College Australasia Pty Ltd (21739)

### 2025 RTO Performance Summary Report

This report details the **2025** results from the Student Satisfaction Survey and the Employer Satisfaction Survey. It also shows **2024** survey results to show trend changes in the past year. The below overview presents the key performance measures across **student experience**, **student outcomes**, and **employer feedback**. State averages are also provided for comparison.

#### Student Satisfaction Survey

- In 2025, almost 74,500 Victorian students across 253 Registered Training Organisations (RTOs) participated in the survey. The state-level response rate for Victoria was 46.5%
- In 2025, around 44,700 respondents had completed their training (completers) and around 29,800 left training without completing (early leavers).
- A total of 110 students from Integrity Business College Australasia Pty Ltd (21739) participated in the 2025 Student Satisfaction Survey. This is a response rate of 52.6%.
- In 2025, 95 respondents were completers and 15 were early leavers.

#### Employer Satisfaction Survey

- In 2025, over 9,000 employers of apprentice(s) and trainee(s) took part in the survey. The state-level response rate for Victoria was 39.4%.
- A total of 34 employers of apprentice(s) and/or trainee(s) who either completed their training or were still in training at Integrity Business College Australasia Pty Ltd (21739) participated in the 2025 Employer Satisfaction Survey. This is a response rate of 44.2%

## Performance measures

This table provides an overview of the 11 performance measures and is followed by a detailed analysis of these results

	Integrity Business College Australasia Pty Ltd		
	2025	2024	Victoria overall
<b>Student experience</b>			
Proportion of VET students who were satisfied with training	84.0% ▲	77.5%	79.9%
Proportion of VET students who reported a positive perception of teaching	77.8% ▲	72.3%	72.3%
Proportion of VET students who reported a positive perception of the assessment process	84.5% ▲	84.4%	84.2%
Proportion of VET students who were satisfied with generic skills and learning experiences	59.2% ▼	62.7%	60.9%
<b>Student outcomes</b>			
Proportion of VET students who achieved their main reason for training	88.2% ▲	83.6%	75.8%
Proportion of VET students with an improved employment status after training	70.9% ▲	67.7%	54.0%
Proportion of VET students who went on to further study at a higher level than their completed training	14.3% ▼	15.8%	16.6%
Proportion of VET students who would recommend Integrity Business College Australasia Pty Ltd	77.3% ▼	78.7%	78.3%
<b>Employer feedback</b>			
Proportion of employers who were satisfied with training provided by Integrity Business College Australasia Pty Ltd	93.5% ▲	89.8%	76.9%
Proportion of employers who would recommend Integrity Business College Australasia Pty Ltd	87.1% ▼	89.8%	73.2%
Proportion of employers who reported improvement in the technical/job specific skills of their apprentices and trainees	93.5% ▲	87.8%	76.8%

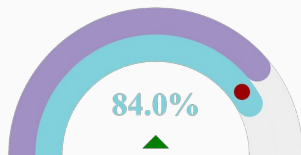
▲ Higher than previous year ▼ Lower than previous year

## Student experience summary

### Legend

Integrity Business College Australasia Pty Ltd ● 2025 ● 2024 ● 2025 Victorian average ▲ Higher than previous year ▼ Lower than previous year

Proportion of VET students who were **satisfied with training** provided by Integrity Business College Australasia Pty Ltd

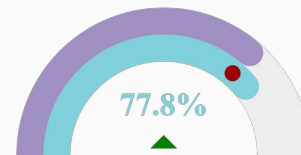


2025 n = 106

This measure is based on the proportion of students who reported that they were "Very satisfied" or "Satisfied" with training provided by the RTO, exclusive of missing items and "not applicable" responses.

	2023	2024	2025
Overall, how satisfied were you with your training at your training organisation?	85.7	77.5 ▼	84.0 ▲

Proportion of VET students who reported a **positive perception of teaching**

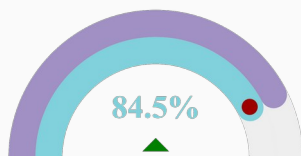


2025 n = 99

This measure is based on the proportion of students who reported that they were "Very satisfied" or "Satisfied" with all three components of the question, exclusive of missing items and "Not applicable" responses.

	2023	2024	2025
Clearly taught the subject	86.4	81.3 ▼	84.8 ▲
Had current industry experience	84.4	82.0 ▼	87.8 ▲
Understood your learning needs	84.7	79.3 ▼	81.8 ▲

Proportion of VET students who reported a **positive perception of the assessment process**

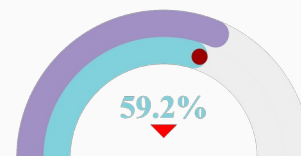


2025 n = 97

This measure is based on the proportion of students who reported they are "Very satisfied" or "Satisfied" that their assessment was a fair test of their skills and knowledge. The methodology used to construct this measure was changed in 2024. Consequently, results for prior years are not comparable and have not been included in the 2025 release of VETStat.

	2023	2024	2025
How satisfied are you that your assessment was a fair test of your skills and knowledge?	N/A	84.4	84.5 ▲

Proportion of VET students who were satisfied with **generic skills and learning experiences** in 2025



2025 n = 98

This measure is based on the proportion of students who reported that they were "Very satisfied" or "Satisfied" with all four components of the question, exclusive of missing items and "Not applicable" responses. The methodology used to construct this measure was changed in 2025. To allow for comparison, the historical time-series have been revised to be consistent with the 2025 methodology. Consequently, the results for 2023 and 2024 are different to those reported previously.

	2023	2024	2025
Problem solving skills	78.7	73.4 ▼	70.4 ▼
Communication skills	78.7	74.5 ▼	76.5 ▲
Planning and organisation skills	86.0	78.9 ▼	72.4 ▼
Digital skills (e.g. using information from computers and digital devices)	89.7	86.0 ▼	79.2 ▼

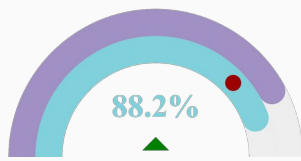
# Student outcomes summary

## Legend

Integrity Business College Australasia Pty Ltd ● 2025 ● 2024 ● 2025 Victorian average

▲ Higher than previous year ▼ Lower than previous year

Proportion of VET students who **achieved their main reason for training**

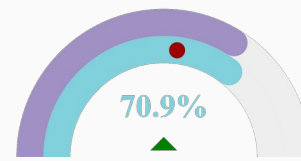


2025 n = 110

This measure is based on the proportion of students who reported they “Strongly Agree” or “Agree” that they achieved their main reason for undertaking training.

	2023	2024	2025
You achieved your main reason for doing the course	87.0	83.6 ▼	88.2 ▲

Proportion of VET students with an **improved employment status after training**

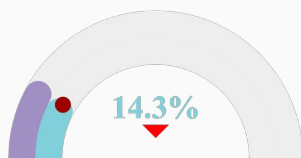


2025 n = 86

This measure is based on student responses to several questions. Students had an “improved employment status after training” if they were employed before training and afterwards had greater responsibility, a promotion, started a new role, earned more, worked more hours, gained extra skills, completed an apprenticeship/traineeship or set up a business. For those who were unemployed, they had “improved employment status” if they got a job or set up a business.

	2023	2024	2025
Proportion of VET students with an improved employment status after training	68.3	67.7 ▼	70.9 ▲

Proportion of VET students who went on to **further study at a higher level** than their completed training

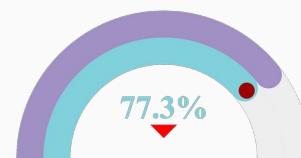


2025 n = 91

Students who commenced another course or further study were asked about the level of the new course. This measure is based on the proportion of students who reported that they were going onto further study at a higher level than the course recorded in their administrative data.

	2023	2024	2025
Proportion of VET students who went on to further study at a higher level than their completed training	26.0	15.8 ▼	14.3 ▼

Proportion of VET students who would **recommend** Integrity Business College Australasia Pty Ltd



2025 n = 97

This measure is based on the proportion of students who reported that they were “Very likely” or “Likely” to recommend the RTO to other students.

	2023	2024	2025
How likely would you be to recommend the training organisation to other students?	78.3	78.7 ▲	77.3 ▼

## Employer feedback summary

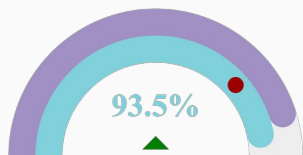
Results from the *Employer Satisfaction Survey* will only be shown where there are five or more employers of apprentices or trainees who responded to the survey.

### Legend

Integrity Business College Australasia Pty Ltd ● 2025 ● 2024 ● 2025 Victorian average

▲ Higher than previous year ▼ Lower than previous year

Proportion of employers who were **satisfied with training** provided by Integrity Business College Australasia Pty Ltd

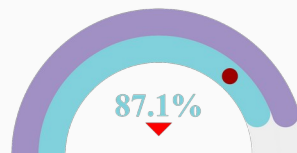


2025 n = 31

This measure is based on the proportion of employers of apprentices and trainees who reported that they were “Very satisfied” or “Satisfied” with training provided by the RTO, exclusive of missing items.

	2023	2024	2025
Overall satisfaction	88.2	89.8 ▲	93.5 ▲

Proportion of employers who would **recommend** Integrity Business College Australasia Pty Ltd

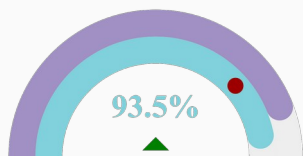


2025 n = 31

This measure is based on the proportion of employers of apprentices and trainees who reported that they were “Very likely” or “Likely” to recommend the RTO to other employers, exclusive of missing items.

	2023	2024	2025
Likely to recommend	85.1	89.8 ▲	87.1 ▼

Proportion of employers who reported improvement in the technical/job specific skills of their apprentices and trainees



2025 n = 31

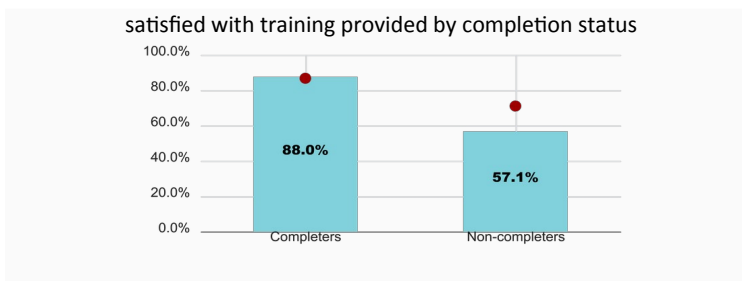
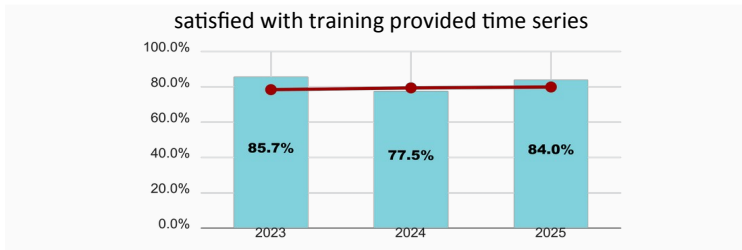
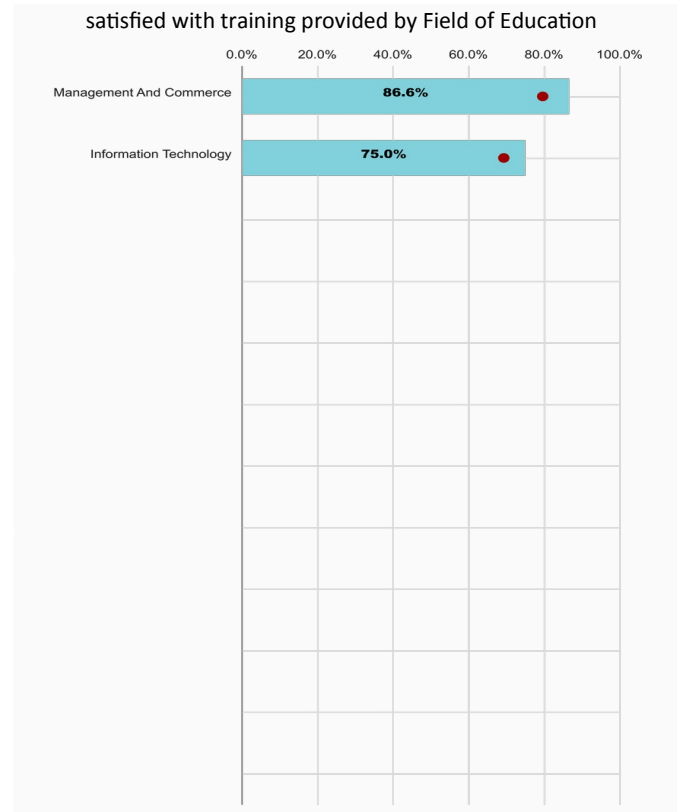
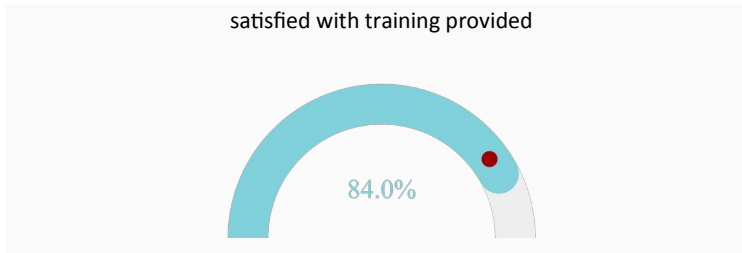
This measure is based on the proportion of employers who reported that they were “Highly Satisfied” or “Satisfied” that the RTO contributed to an improvement in the technical/job specific skills of their apprentices and trainees.

	2023	2024	2025
Technical/job specific skills	88.2	87.8 ▼	93.5 ▲

# Student experience

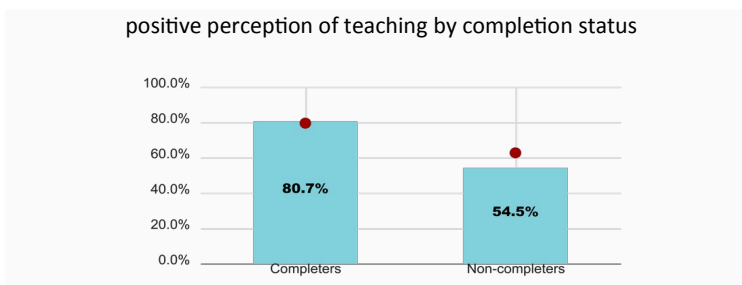
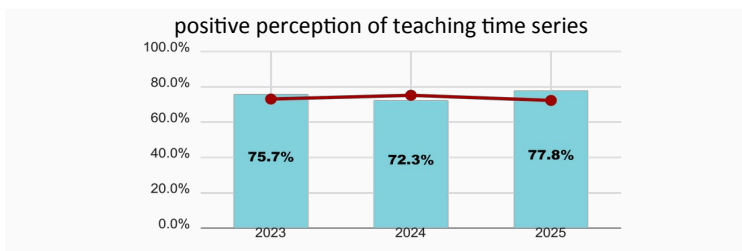
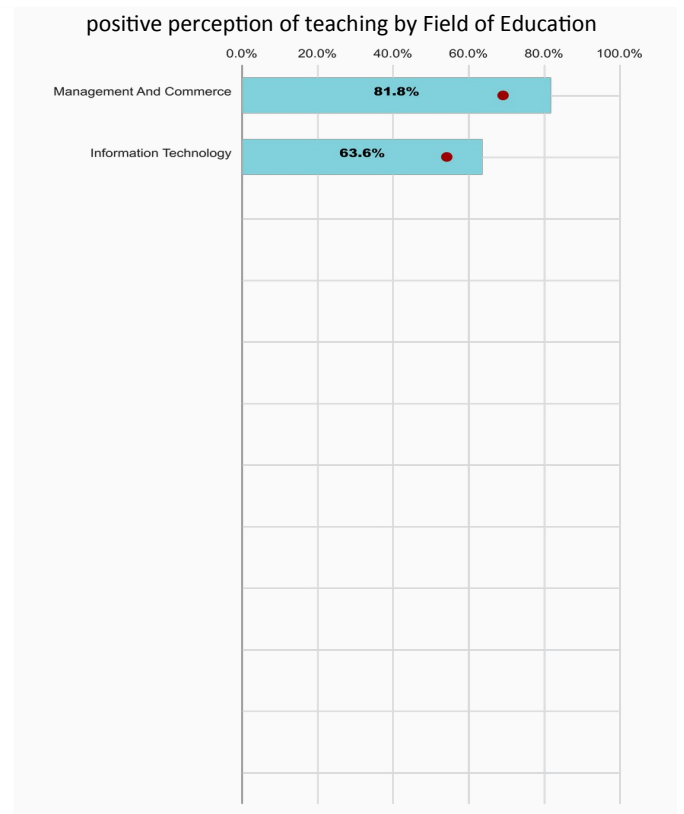
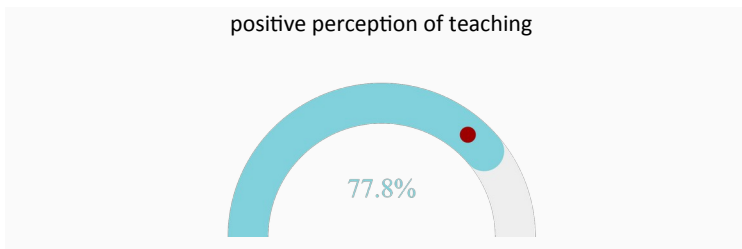
## Proportion of VET students who were satisfied with training

Integrity Business College Australasia Pty Ltd ● 2025 ● 2025 Victorian average



## Proportion of VET students who reported a positive perception of teaching

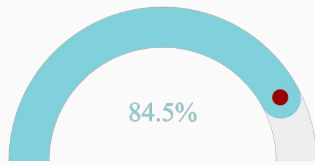
Integrity Business College Australasia Pty Ltd ● 2025 ● 2025 Victorian average



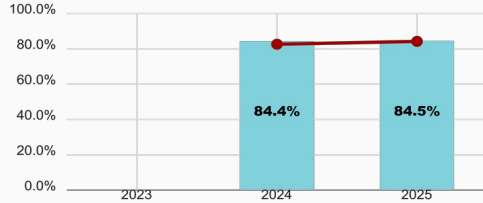
## Proportion of VET students who reported a positive perception of the assessment process

Integrity Business College Australasia Pty Ltd ● 2025 ● 2025 Victorian average

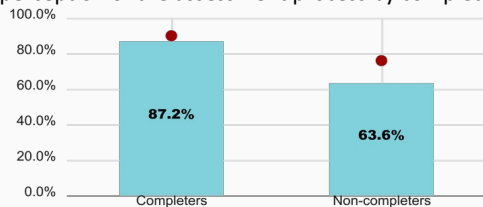
Positive perception of the assessment process



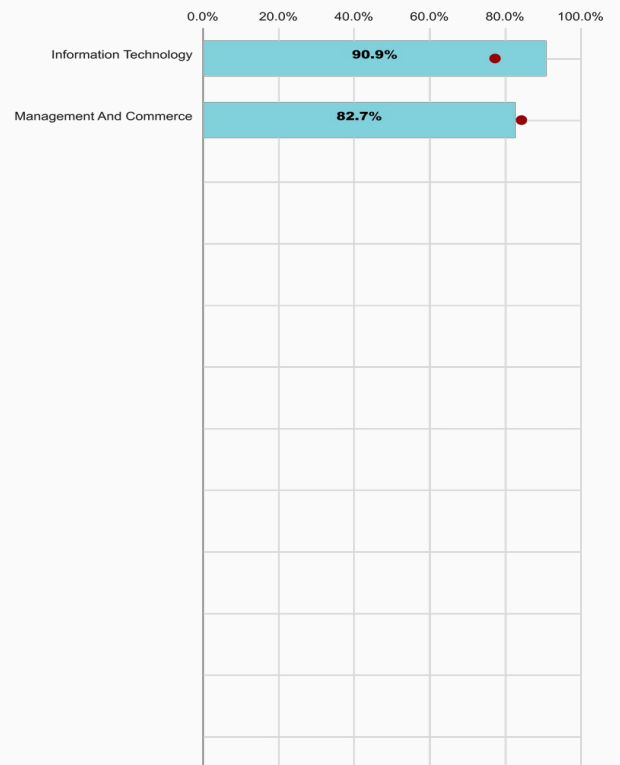
Positive perception of the assessment process time series



Positive perception of the assessment process by completion status



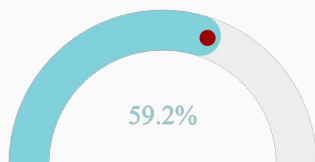
Positive perception of the assessment process by Field of Education



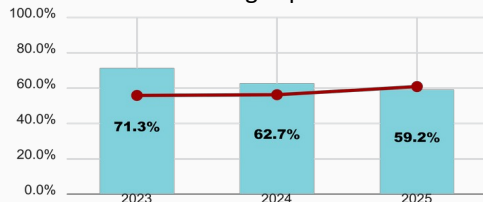
## Proportion of VET students who were satisfied with generic skills and learning experiences

Integrity Business College Australasia Pty Ltd ● 2025 ● 2025 Victorian average

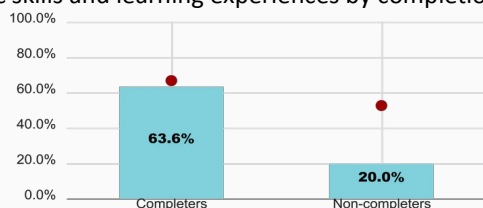
Generic skills and learning experiences



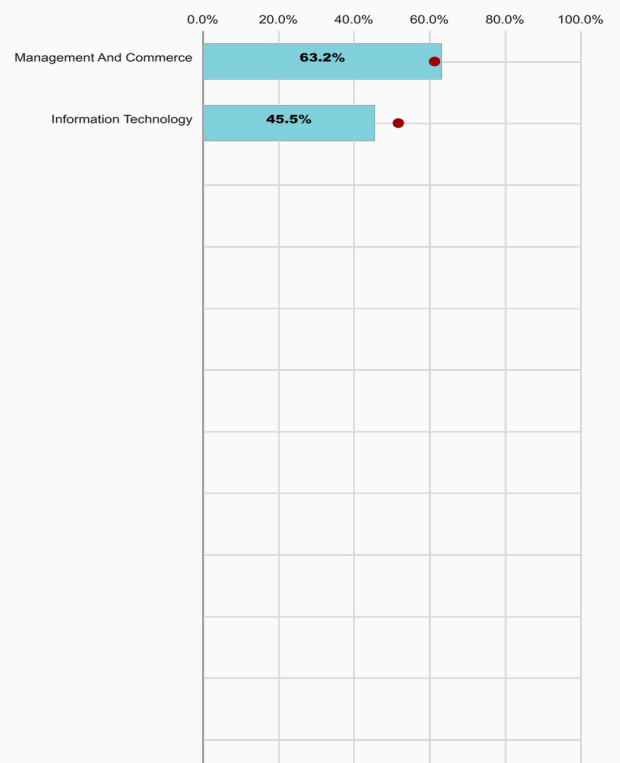
Generic skills and learning experiences time series



Generic skills and learning experiences by completion status



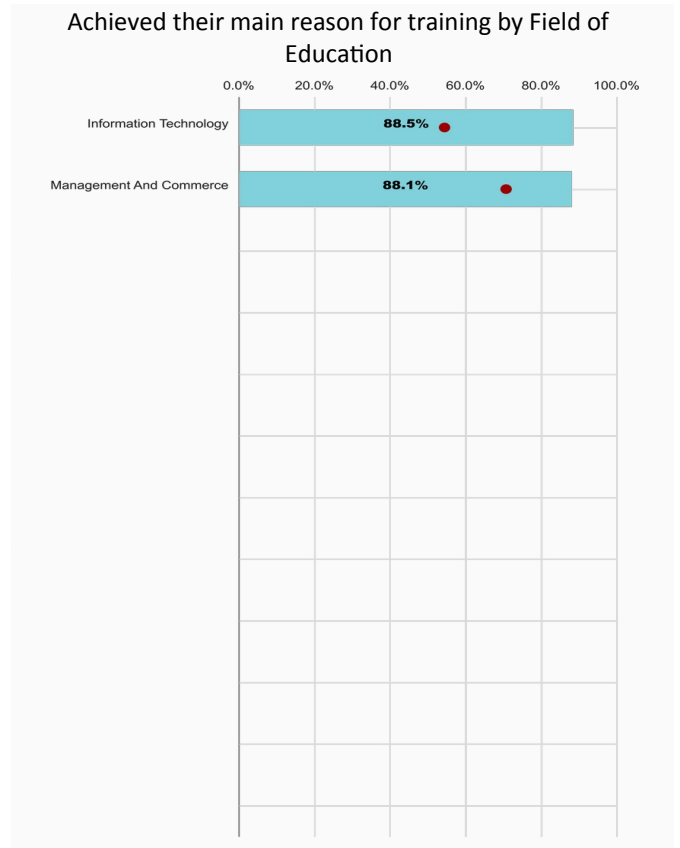
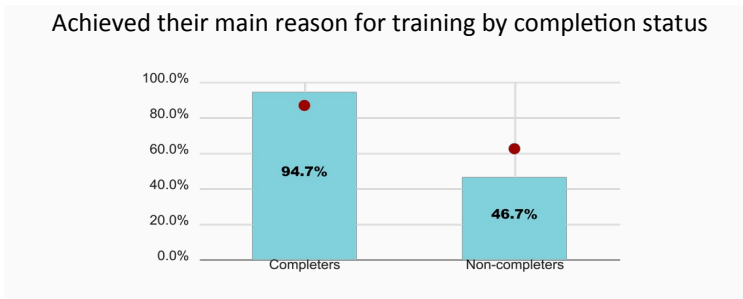
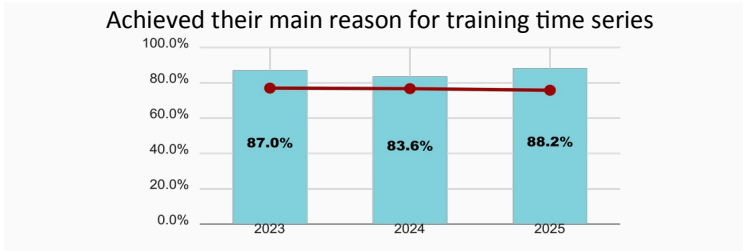
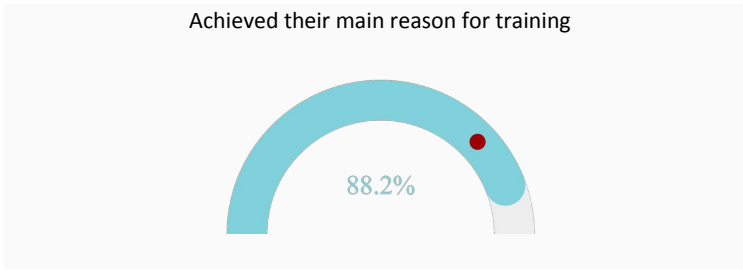
Generic skills and learning experiences by Field of Education



# Student outcomes

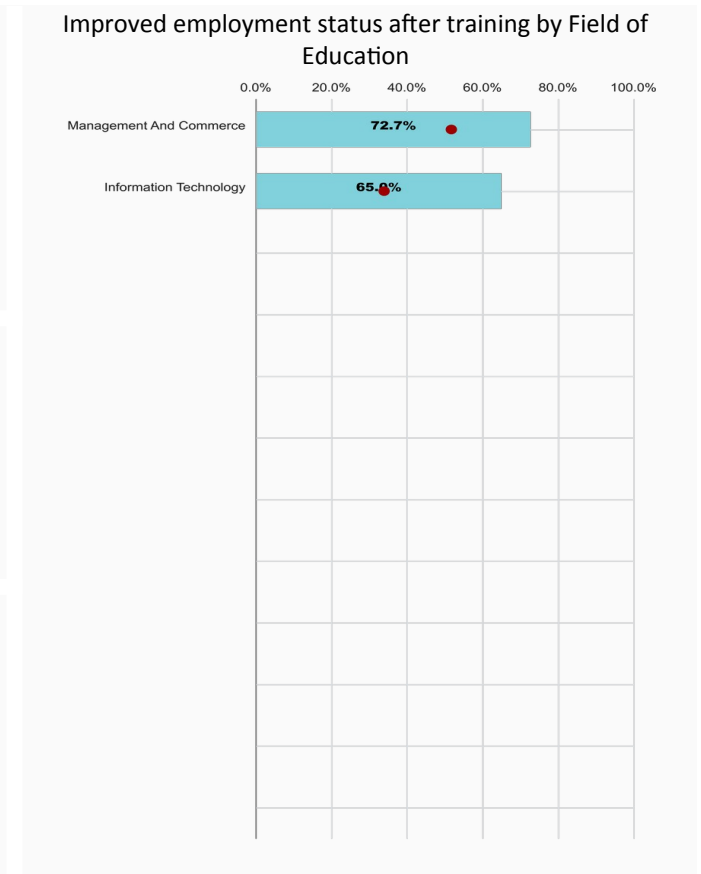
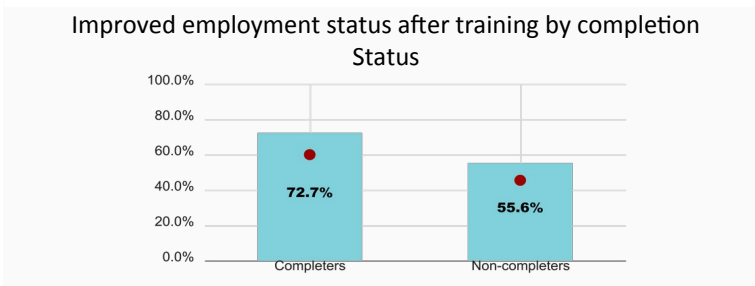
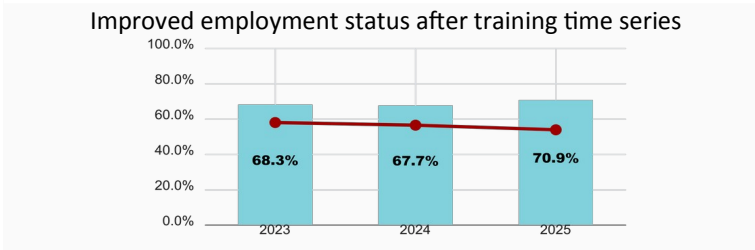
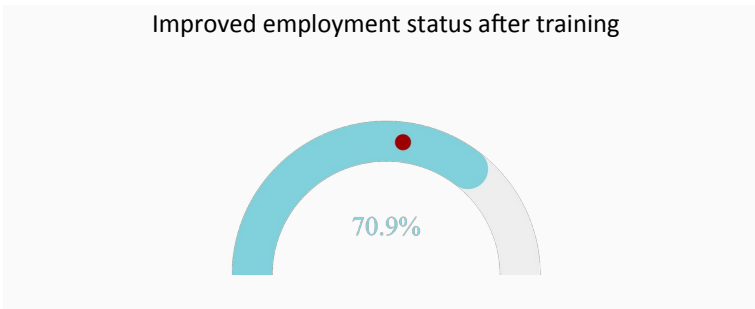
## Proportion of VET students who achieved their main reason for training

Integrity Business College Australasia Pty Ltd ● 2025 ● 2025 Victorian average



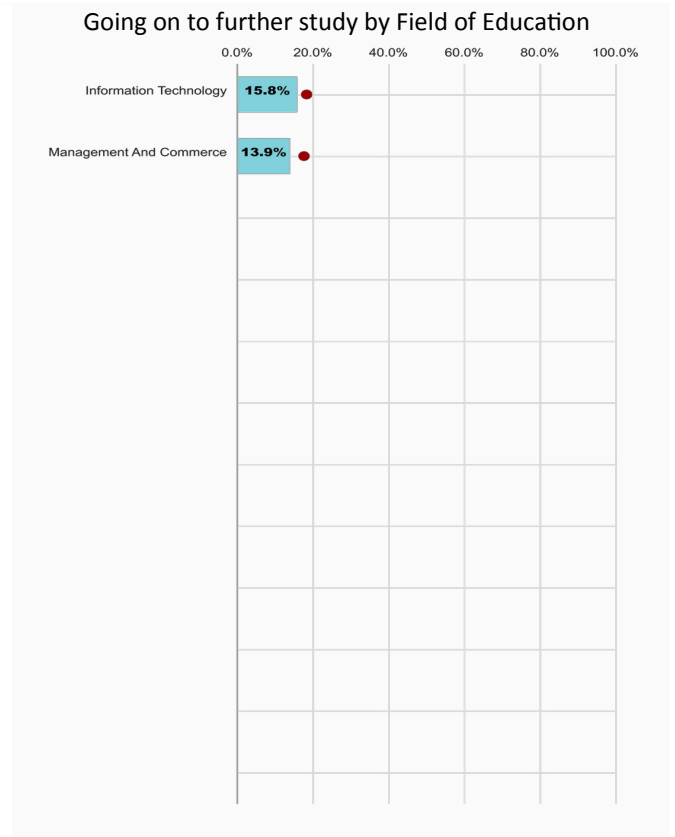
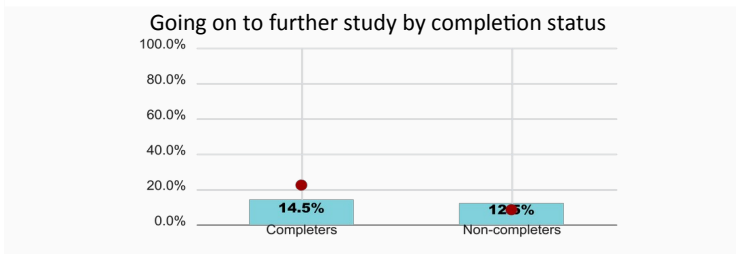
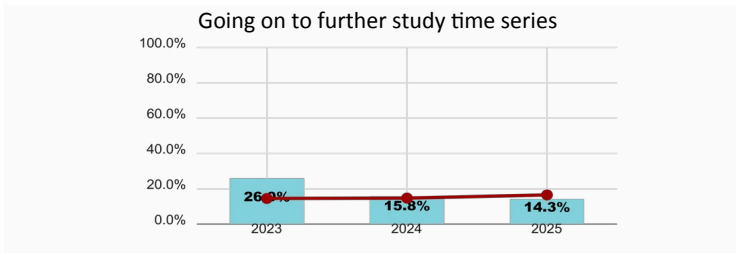
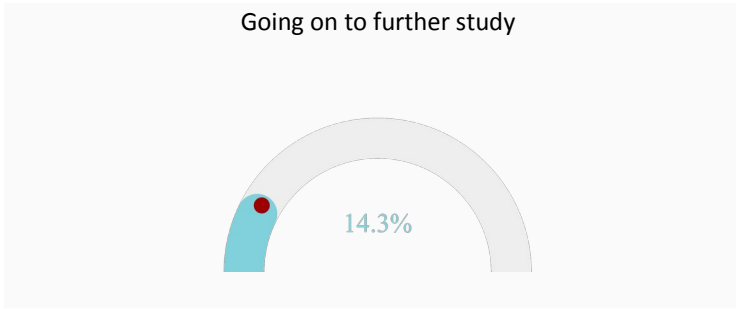
## Proportion of VET students with an improved employment status after training

Integrity Business College Australasia Pty Ltd ● 2025 ● 2025 Victorian average



# Proportion of VET students who went on to further study at a higher level than their completed training

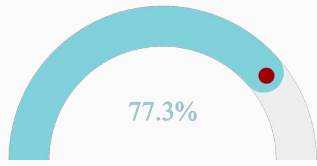
Integrity Business College Australasia Pty Ltd ● 2025 ● 2025 Victorian average



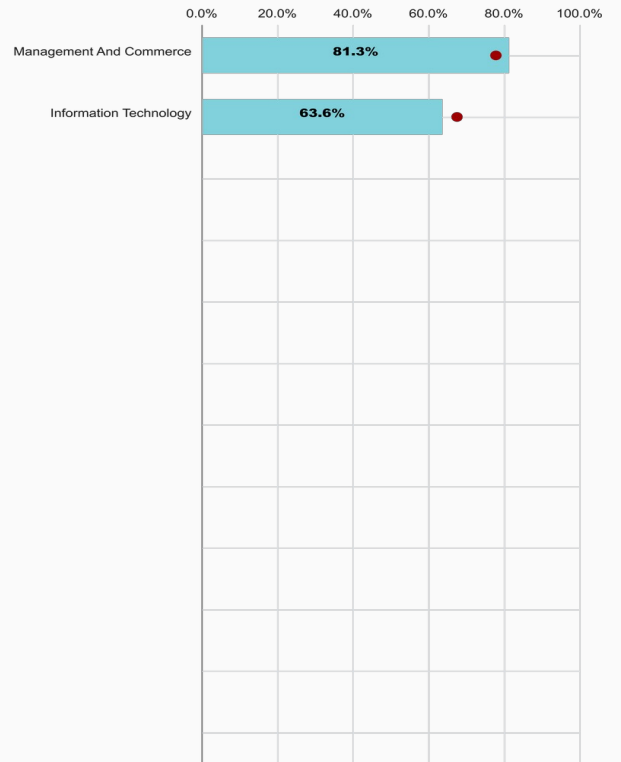
# Proportion of VET students who would recommend Integrity Business College Australasia Pty Ltd

Integrity Business College Australasia Pty Ltd ● 2025 ● 2025 Victorian average

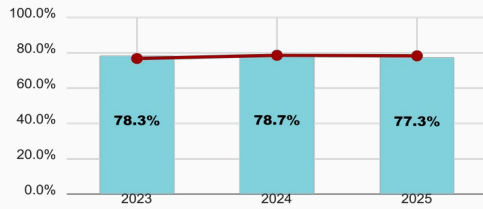
### Recommend Integrity Business College Australasia Pty Ltd



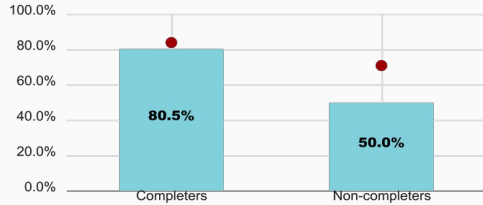
### Recommend Integrity Business College Australasia Pty Ltd by Field of Education



### Recommend Integrity Business College Australasia Pty Ltd time series



### Recommend Integrity Business College Australasia Pty Ltd by completion status



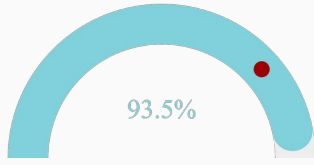
# Employer Feedback

## Proportion of employers who were satisfied with training provided by Integrity Business College

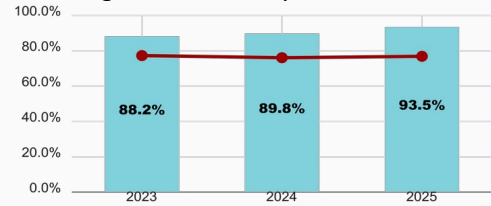
### Australasia Pty Ltd

Integrity Business College Australasia Pty Ltd ● 2025 ● 2025 Victorian average

Satisfied with training provided by Integrity Business College Australasia Pty Ltd 2025



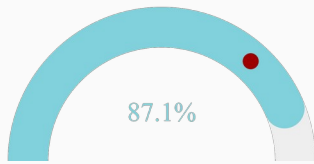
Satisfied with training provided by Integrity Business College Australasia Pty Ltd time series



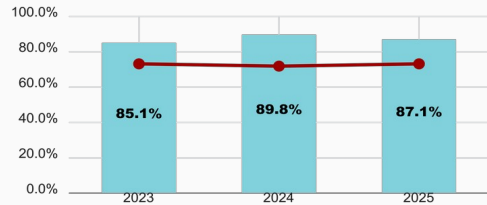
## Proportion of employers who would recommend Integrity Business College Australasia Pty Ltd

Integrity Business College Australasia Pty Ltd ● 2025 ● 2025 Victorian average

Would recommend Integrity Business College Australasia Pty Ltd 2025



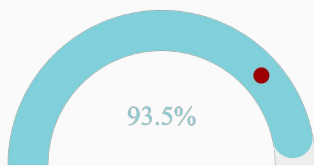
Would recommend Integrity Business College Australasia Pty Ltd time series



## Proportion of employers who reported improvement in the technical/job specific skills of their apprentices and trainees

Integrity Business College Australasia Pty Ltd ● 2025 ● 2025 Victorian average

Improvement in technical/job specific skills 2025



Improvement in technical/job specific skills time series

